

## COMMUNITY ACTIVITY for the period 01 April 2012 - 19 August 2012

Organisation Level: LIAISON & LATER LIFE >> PCLS >> L3 BANES PC Liaison >> BANES

The report shows summarised activity data for all teams in an SBU, teams of a specific type and/or location, or a specific team, depending on the parameters specified.

The reporting period defaults to financial year to date (full months only) but can be amended as required. Bear in mind that if you don't select a full month or quarter, the month and quarter aggregate figures may appear skewed.

more...

### REFERRAL SUMMARY

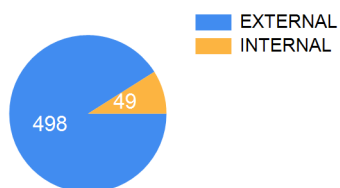
01 April 2012 - 19 August 2012



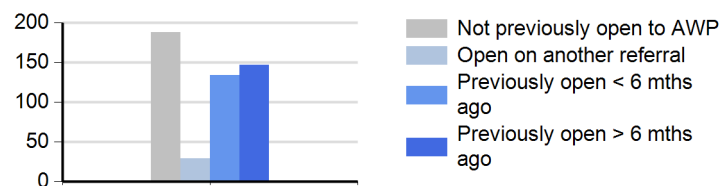
## COMMUNITY ACTIVITY for the period 01 April 2012 - 19 August 2012

Organisation Level: LIAISON & LATER LIFE >> PCLS >> L3 BANES PC Liaison >> BANES

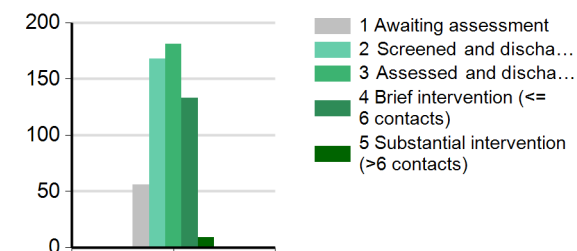
### Referral Source



### Referral Status (external only)



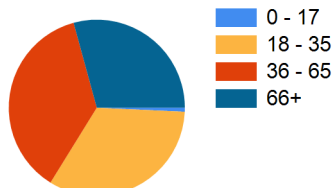
### Referral Outcome



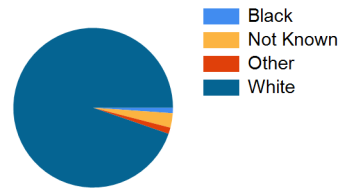
### Gender



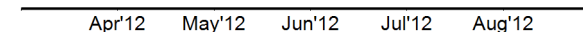
### Age



### Ethnicity



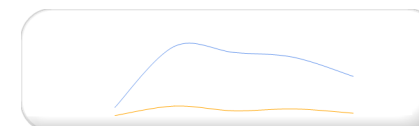
### Referral Trend



### REFERRAL SOURCE (Click + to expand)

01 April 2012 - 19 August 2012

[Back to Summary](#)



## COMMUNITY ACTIVITY for the period 01 April 2012 - 19 August 2012

Organisation Level: LIAISON & LATER LIFE >> PCLS >> L3 BANES PC Liaison >> BANES

Source	2012-13		Total
	Q1	Q2	
<b>EXTERNAL Total</b>	<b>294</b> (90.74%)	<b>204</b> (91.48%)	<b>498</b> (91.04%)
<b>INTERNAL</b>	<b>30</b> (9.26%)	<b>19</b> (8.52%)	<b>49</b> (8.96%)
<b>Total Referrals in Period</b>	<b>324</b>	<b>223</b>	<b>547</b>

### REFERRAL STATUS - External Only (Click + to expand)

01 April 2012 - 19 August 2012

[Back to Summary](#)



Referral Status	2012-13		Total
	Q1	Q2	
Not previously open to AWP	116 (39.46%)	72 (35.29%)	188 (37.75%)
Open on another referral	18 (6.12%)	11 (5.39%)	29 (5.82%)
Previously open < 6 mths ago	78 (26.53%)	56 (27.45%)	134 (26.91%)
Previously open > 6 mths ago	82 (27.89%)	65 (31.86%)	147 (29.52%)
<b>Total</b>	<b>294</b>	<b>204</b>	<b>498</b>

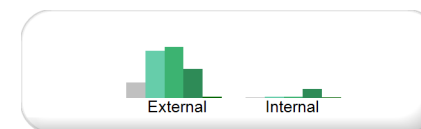
## COMMUNITY ACTIVITY for the period 01 April 2012 - 19 August 2012

Organisation Level: LIAISON & LATER LIFE >> PCLS >> L3 BANES PC Liaison >> BANES

### REFERRAL OUTCOME (Click + to expand)

01 April 2012 - 19 August 2012

[Back to Summary](#)



Source	Referral Outcome	2012-13		Total
		Q1	Q2	
EXTERNAL	1 Awaiting assessment	0 (0.00%)	55 (24.66%)	55 (10.05%)
	2 Screened and discharged	106 (32.72%)	56 (25.11%)	162 (29.62%)
	3 Assessed and discharged	128 (39.51%)	47 (21.08%)	175 (31.99%)
	4 Brief intervention (<= 6 contacts)	55 (16.98%)	45 (20.18%)	100 (18.28%)
	5 Substantial intervention (>6 contacts)	5 (1.54%)	1 (0.45%)	6 (1.10%)
	<b>Total</b>	<b>294 (90.74%)</b>	<b>204 (91.48%)</b>	<b>498 (91.04%)</b>
INTERNAL	1 Awaiting assessment	0 (0.00%)	1 (0.45%)	1 (0.18%)
	2 Screened and discharged	4 (1.23%)	2 (0.90%)	6 (1.10%)
	3 Assessed and discharged	5 (1.54%)	1 (0.45%)	6 (1.10%)

## COMMUNITY ACTIVITY for the period 01 April 2012 - 19 August 2012

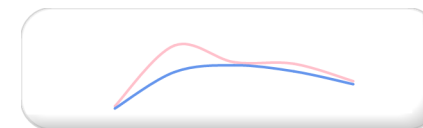
Organisation Level: LIAISON & LATER LIFE >> PCLS >> L3 BANES PC Liaison >> BANES

INTERNAL	4 Brief intervention (<= 6 contacts)	18 (5.56%)	15 (6.73%)	33 (6.03%)
	5 Substantial intervention (>6 contacts)	3 (0.93%)	0 (0.00%)	3 (0.55%)
	<b>Total</b>	<b>30</b> (9.26%)	<b>19</b> (8.52%)	<b>49</b> (8.96%)
<b>Grand Total</b>		<b>324</b>	<b>223</b>	<b>547</b>

### REFERRAL DEMOGRAPHICS (Click + to expand)

01 April 2012 - 19 August 2012

[Back to Summary](#)



### Demographic Breakdown


				2012-13		Total
				Q1	Q2	
Source	Gender	Age Band	Ethnicity			
EXTERNAL	Female			168 (51.85%)	109 (48.88%)	277 (50.64%)
	Male			126 (38.89%)	95 (42.60%)	221 (40.40%)
INTERNAL	Female			19 (5.86%)	10 (4.48%)	29 (5.30%)
	Male			11 (3.40%)	9 (4.04%)	20 (3.66%)

## COMMUNITY ACTIVITY for the period 01 April 2012 - 19 August 2012

Organisation Level: LIAISON & LATER LIFE >> PCLS >> L3 BANES PC Liaison >> BANES

Age Breakdown		2012-13		Total
		Q1	Q2	
Age Band	Source			
0 - 17		3	1	4
18 - 35		107	74	181
36 - 65		117	85	202
66+		97	63	160
Total		324	223	547

Ethnicity Breakdown		2012-13		Total
		Q1	Q2	
Ethnicity	Source			
Black		3	3	6
Not Known		2	14	16
Other		6	1	7
White		313	205	518
Total		324	223	547

 Click here to export the raw data for further analysis. A new report will open, click export and select Excel.